




Whole Class Level Z/KINDER Written Phonics/Spelling Curriculum-Based Assessment

Materials: Pencils, copy of test (Note: prevent copying) Time: 15-20 mins

TEACHER COPY: Administration (Allow 5 secs/word): Say:

1. Today we are going to say and write some words on a worksheet.
2. There are 3 Practice words (if students can't do these, STOP)
 - a) Put your finger on the pencil , each letter for the word "bin" is written on one line, everyone say "bin", (Listen and correct if not pronounced correctly), write "bin, by tracing each letter.
 - b) Put your finger on the two pencils , and then copy "bin", everyone say "bin", (Listen and correct if not pronounced correctly), write "bin", with one letter on each line, in that box.
 - c) Put your finger on the three pencils  and then write jet, everyone say "jet", (Listen and correct if not pronounced correctly), write "jet", make sure your letter "j" hangs below the line that you write it on.
Check: Give yourself a tick if the "j" is below the line, for "jet".
3. If you don't know a word, leave it & try the next word,
4. Point to Word 1 (check students, especially students with Special Needs),
5. Word 1 is "pan",
6. Everyone say "pan" (Listen to whole class response, correct if necessary),
7. Write "pan" (Allow 5 seconds),
8. Point to Word 2, Word 2 is "Hog", etc.
9. Repeat until completed.
10. At the end of the last word, say: then say: "Pencils down, and please hold your papers in the air for me to collect as soon as you can".
11. As you are collecting, finish with "Well done - you've all worked very well!"

Class:.....

TEACHER COPY











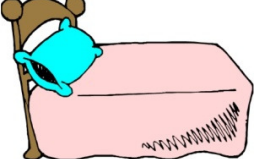






Date:.....

  <u>b</u> <u>i</u> <u>n</u>	   bin	    jet
 1. pan	 2. hog	 3. rug
 4. jam	 5. bed	 6. Tim
 7. ant	 8. pup	 9. hen
 10. ram	 11. hot 12. dog	

Class:.....

Student Name:.....

Date:.....

  <u>b</u> <u>i</u> <u>n</u>	  <u> </u> <u> </u> <u> </u>	  <u> </u> <u> </u> <u> </u>
 1. <u> </u> <u> </u> <u> </u>	 2. <u> </u> <u> </u> <u> </u>	 3. <u> </u> <u> </u> <u> </u>
 4. <u> </u> <u> </u> <u> </u>	 5. <u> </u> <u> </u> <u> </u>	 6. <u> </u> <u> </u> <u> </u>
 7. <u> </u> <u> </u> <u> </u>	 8. <u> </u> <u> </u> <u> </u>	 9. <u> </u> <u> </u> <u> </u>
 10. <u> </u> <u> </u> <u> </u>	 11. <u> </u> <u> </u> <u> </u> 12. <u> </u> <u> </u> <u> </u>	